

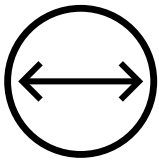
Finding your ring size can be challenging, which is why we created this printable guide to help you check at home. We do recommend getting your ring size measured at a jeweler or ordering a ring sizer as they are the most accurate ways to do it.




* Printing Instructions *

- 1: Print this page and make sure scaling is set to 100%
- 2: Once printed, use a ruler to check it has printed to scale using the 30mm and/or 1 inch lines

Find Size Using A Ring

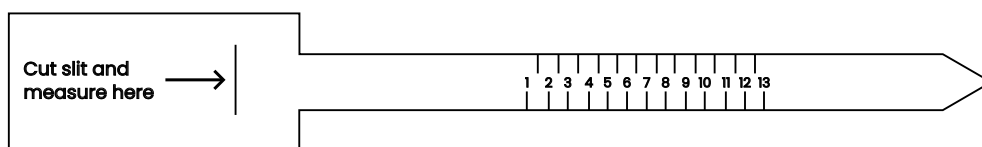


Take the ring you know fits the intended finger and place it over the rings below to find the size that matches the inside edge of your ring, if it falls between two sizes, it is recommended to go for the larger size.



Paper Ring Sizer

For trying to find your ring size at home, we have created a paper ring sizer, simply print this page, cut out the sizer below, cut the slit and then place around the base of your finger to find your size but make sure it slides over your knuckle.



We can't guarantee the accuracy of the paper sizer due to potential print variations and that paper doesn't hold its shape very well, which is why we recommend going to a jeweler or using a proper ring sizer.